

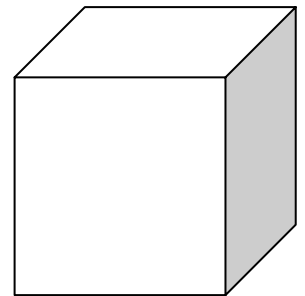
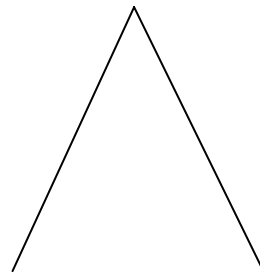


Drawing Value Sketchbook Activity:

Draw a box and fill it using at least 5 values from light to dark. Try different pencils (HB, 2B, 4B, 6B) to experiment with your value changes. (Draw a 1" x 5" rectangle)



Drawing Forms Sketchbook Activity:


Draw the forms below and create a light source for the forms. Shade each form with your pencil. Include highlights and shadows Label each form.




Shading Techniques Sketchbook Activity:

Use the circle template to trace 1½ circles. In pencil, practice the following techniques using one light source. (Forms should be shaded from light to dark.)


HATCHING




CROSS-HATCHING




STIPPLING



BLENDING



SCRIBBLING



**COLORED PENCIL
(BLENDING 2 COLORS)**

